



Crispin School

Aspiration - Compassion - Excellence

Year 6 Transition Booklet

2026/27



Voice of Crispin

To protect our right to learn, the students of Crispin created a Student Charter that established the following three key principles that they believed all students must follow to ensure success:

Respect

- Understand that everyone in school deserves to be treated equally.
- Once you enter a classroom, respect the learning environment.
- As you move around school think about others, don't drop litter, keep to the right staircases and be kind to others.
- We are one community; to succeed we need to support each other.

Kindness

- Do not be afraid to express your opinions - but always be kind and safe
- Always remain calm
- Show empathy to members of your community
- Remember everyone has the right to feel safe, so think about your actions for others.

Effort

- Turn up to your lesson ready to get to work
- No one ever asked for more than your best - so just try.
- Hardwork is the cornerstone of success.

Always ask for help, learning should be a challenge and we all need help along the way.

Do not stand for someone interrupting your learning - this is, and will never be, right.



Work Together: Our Home School Agreement

At Crispin, we believe that the best outcomes for young people are achieved when school, home and students work together in partnership.

Our Commitment

- We will provide excellent teaching and learning.
- We will keep students safe and supported.
- We will encourage every child to achieve their potential.

Student Commitment

- I will try my best and take pride in my work.
- I will meet the school's expectations and contribute positively to the school community.
- I will take an active part in my learning and ask for help when I need it.

Parent/Carer Commitment

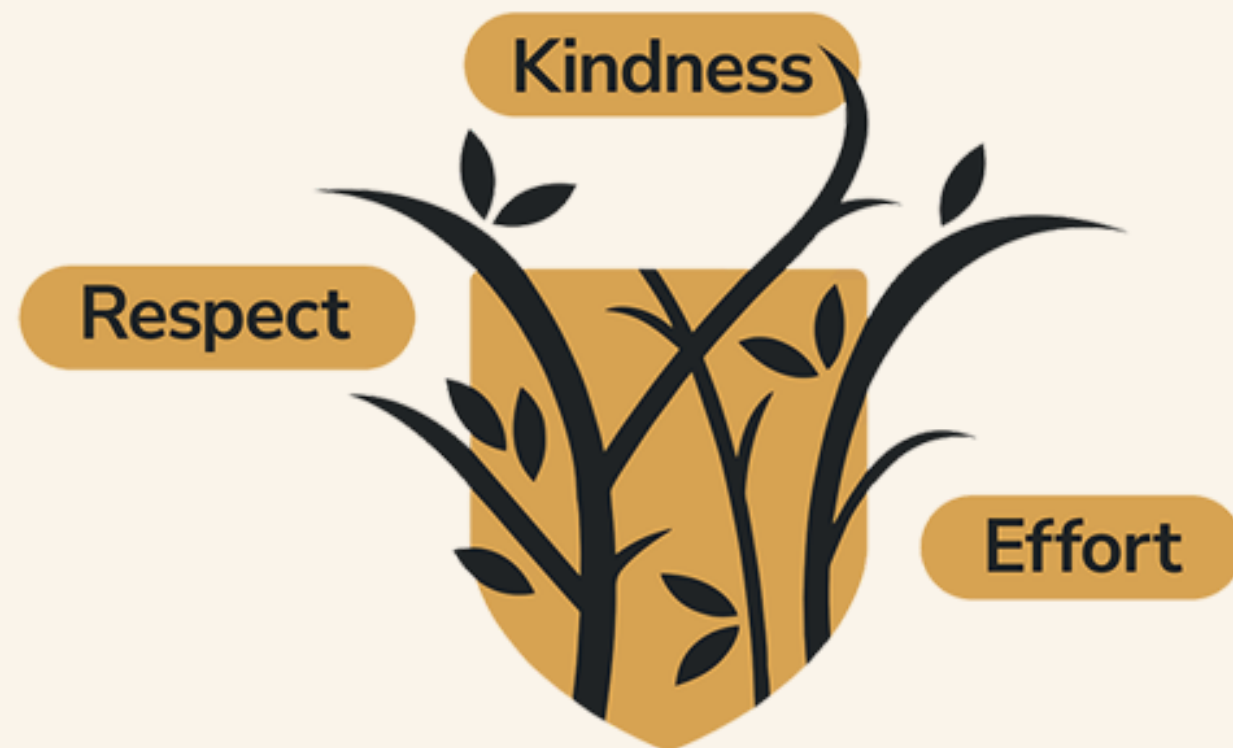
- I will support the school's values and expectations.
- I will encourage good attendance, punctuality and readiness to learn.
- I will work in partnership with the school to support my child's success.

Student Conduct

You are expected to follow the 'Voice of Crispin' at all times, so that staff and students are able to work.

- Be ready to Learn
- Always give 100% effort
- Be kind and considerate to yourself and others around you
- Be responsible for your actions
- Be a fully engaged member of the Crispin Community

We expect our students to be Ready, Respectful and Safe at all times.



"I love the music lessons, you get to try out differenet instruments"



Important Dates

Year 6 Transition Day (Students only) - 01 July 2026

Transition Information Evening - 01 July 2026, 18:30

Summer School - 17, 18 & 19 August 2026

Year 7 Term Begins - Monday 07 September 2026

Welcome to Crispin

It gives Mrs Scott and myself great pleasure to welcome you and your families into the Crispin Community for the next stage in your educational journey. We hope that this is the beginning of a happy and rewarding path through secondary school. As a school we look forward to working with you over the next five years to be the best that you can be and to achieve all that you can. We have high aspirations for all of you and we will support you along the way.

All of us at Crispin are looking forward to helping you to settle in here and we know you might be feeling a mixture of emotions: pleased, happy, nervous, worried, but we hope that the overriding feeling is excitement! There is so much for you all to look forward to here at Crispin and the Transition Day in the Summer term will be an excellent opportunity for you to visit the school, take part in lessons and meet all the other new Year 7 students.

I am really pleased that Mrs Scott will be the Head of Year 7. We are both here to support students in all aspects of school life and will work closely with the Year 6 teachers at your primary school to make sure I know all about you before you start. I help students with their learning but also with their well-being, alongside their Tutor and the school's amazing Pastoral Team.

We have high expectations of all our students, and our new Year 7s will soon become familiar with our aspirations for all students at Crispin. Our current Year 7 students will be well placed to help our new intake to navigate their early days at school. Students will experience outstanding teaching, have access to fantastic resources and spaces, and meet lifelong friends.

We cannot wait to meet you all.

Mrs Harvey, Assistant Headteacher, and Mrs Scott, Head of Year 7



Mrs Harvey, Assistant Headteacher



School Uniform

At Crispin, we take pride in our uniform as it helps to create a sense of belonging and community. All students are expected to wear the correct uniform each day and present themselves in a neat and appropriate manner.

Please note that only certain items of our uniform are required to be branded and purchased from the South West School Shop. These items include the school jumper, PE kit, and school tie.

All other items, such as trousers, skirts, shirts, and shoes do not need to be branded and can be purchased from any supermarket or retail shop, provided they meet the expectations outlined in our uniform policy.

Full details of our uniform requirements can be found in our uniform policy, available on the school website or from the main office.

We understand that purchasing school uniform can sometimes place a financial strain on families. Support with uniform costs is available for students eligible for Pupil Premium. If you are in need of this assistance then please contact our Pupil Premium Learning Mentor, who will be happy to offer guidance and support. All enquiries will be treated with sensitivity and confidentiality.

You can find all the details relating to the uniform and the Crispin PE kit here [Crispin School - Uniform](#)

Specific details relating to all our uniform can also be found on the South West Schoolwear website: [Our Stores - South WestSchoolwear \(swschoolwear.co.uk\)](https://www.swschoolwear.co.uk)

Blazer/Jumper:

Black Crispin blazer
From September 2025 - Black Crispin V neck jumper

Skirt*:

Mid grey Crispin school skirt

Tights:

Plain black or nude tights

Tie:

Crispin lower or higher school tie

Hair:

Hair should be of natural colour

Shirt/Blouse:

White long or short sleeve blouse
White long or short sleeve shirt
*please ensure top button can be done up

Trousers*:

Mid Grey senior school shorts (Summer Term only)
Mid Grey senior flat front trousers
Mid Grey slim-fit trousers

Socks:

Black socks only

Shoes:

Black polishable shoes

Jewellery/Piercings:

One set of stud earrings only
No false nails
No rings or bracelets



No Hats



No Hoodies



No Face Piercing



No Painted Nails



No Trainers



No Leggings

Your First Day

On your first day you will enter school through the main student entrance and head to the hall. Crispin colleagues will be waiting to greet you outside the building if you need help. From there we will direct you towards the main hall where we will have an initial assembly before moving you into your tutor groups.


You will need a pencil case, your uniform and a packed lunch and a drink.

You will **not** need your PE kit on the first day.

During the first week we will be spending time helping you feel at home and comfortable at Crispin. You will spend time getting to know new students, meeting staff and students in your tutor group and familiarising yourself with the site, and the schools expectations.

When lessons begin, Year 7s will be allowed to leave 5 minutes before the end of each lesson for the first two weeks whilst they get used to finding different rooms around school.

Year 7 lunch will be 10 minutes earlier than it normally would be (from 13:20 each day) for the first two weeks in September.

A young woman with long dark hair, wearing a dark school uniform with a white shirt and a yellow and black striped tie, is looking thoughtfully to the right. The background is slightly blurred, showing other students in a classroom setting.

“The site is really big and scary at first, but you soon get to find our way around”



Getting to School and School Timings

The majority of our students live within walking distance to the school and have the advantage of being able to walk to school.

If students cycle or scoot to school, they must lock their bicycle/scooter in the cycle area. This area is locked at 08:35 and unlocked at the end of school at 15:10.

If students are to be dropped off via car, we ask that you use the roads close to the school rather than immediately outside of the school as this causes congestion and can place students in additional danger.

Buses

Many students come to school on one of Somerset Council's bus routes. If you travel by bus, you will be provided with a bus pass with your name and route. These are issued via the school Reception within the first few weeks of term. Please keep these safe as these will be checked. If lost, replacements will need to be purchased. Your bus place will be confirmed in writing by Somerset Council. You must travel on your assigned route only, you cannot take friends on the buses with you who have no pass. The School buses depart from Crispin at 15:30

School Day

The school day starts at 08:35 and we expect students to be on site at 08:30 so they are ready for the day. The school Reception opens at 08:00. We run a two week timetable rotation of 50 lessons, each an hour long.

Timetable

The earliest time which students will be allowed onto the school site is 08:15

08:35	Registration/Tutor time
09:00	Period 1
10:05	Period 2
11:05	Break
11:25	Period 3
12:30	Period 4
13:30	Lunch
14:10	Period 5
15:10	School finishes

There are also after school clubs, homework club and enrichment activities for you to take part in.

Your Timetable

You will be issued with a timetable on your first day. It is vital you look after this, so you know where you are going each day.



“I have struggled starting Crispin but the teachers have been amazing and help me to settle in.”



Equipment

Please ensure that you arrive to school every day equipped to learn. You should check your timetable each day so that you have the relevant class books, PE kit, ingredients (if needed for cooking), etc.

You will also need the following in a labelled pencil case and bag every day.

- Pencils (at least 2)
- Blue or black pen (at least 3) – students are expected to write in ink,
- Ruler – 15cm
- Rubber
- Scissors
- Purple pen (at least 2) – for corrections and improvements in your work.
- Glue stick
- Highlighters
- Casio Calculator fx-85GTX or Casio Calculator fx-83GTX

Many of these items are available to buy from the school shop which is open Monday and Wednesday at lunchtimes for students.

Personal Belongings

Please ensure all your personal belongings are clearly labelled.

Any expensive items are brought to school at your own risk. It is advisable to hand valuables in to staff during PE lessons.

Lost Property – we have a lost property box which is based in Reception.

Communications

We will communicate with you by sending letters home via email, by posting on the school website and by using our social media accounts ie Facebook and Instagram to keep parents/carers updated with our latest news and important information.

Please note that all staff have up to 48 hours to respond to any parent/carers enquiries.

Lots of important information can be found on the school website.

The school website: www.crispinschool.co.uk

We email home a Weekly Bulletin to all parents/carers every Friday which we hope you find useful. Copies of these can also be found on the school website.

If you require hard copies or an alternative method of communication, please email office@crispinschool.co.uk for any further information.



“The teachers are really nice”

Bromcom Student App



How to download?

Search for 'Bromcom student app' in your app store and download and install the Bromcom Student App.

How to login?

Open the app and select 'Microsoft'. Select 'Continue' on the pop up box and enter your school email address and password. Set your PIN number. This will be used for future logins so please keep it safe.

When it will be available?

Students will be able to use the app once their school email address and password has been set up, this is normally done in the first week of students' starting at Crispin.

What students can use it for?

Attendance, Subjects, Timetable, Homework (we are currently using Teams for this), Behaviour, Exam Timetables, Lesson Plans, Calendar Events, Clubs, Detentions and Documents.

MyChildAtSchool App



This app is for Parents/Carers

How to download

Search for 'MCAS App' in your app store and download and install the MyChildAtSchool - Parent App.

How to get your login password

You will receive a welcome email from Bromcom with instructions on how to create a password for your MCAS account. Email office@crispinschool.co.uk if you haven't received this email.

Once set up, this will be the password that you use on the MCAS App or website. www.mychildatschool.com

The email address will be the same address that the welcome email went to.

What parents/carers can use the app for

Data Collection Form, Announcements, Attendance, Behaviour, Detentions, Exam Timetables, Homework (we are currently using Teams for this), Reports, Class Timetable, School Shop, Clubs, Trips and Consent Forms.



"Engineering is amazing, I wish we did it at Primary School"



Your Tutor

Tutor - Your tutor is your **primary contact** for personal matters as they see you every day of the week.

Parents/carers should liaise with your tutor as and when necessary. **They can do this by calling 01458 442714 or emailing the school office, office@crispinschool.co.uk**

Your tutor will support, guide and monitor you in your academic progress throughout your time at Crispin.

Tutor Programme

Tutor groups have 25 minutes with their tutor four mornings a week and one year assembly in the main school hall. Tutor time is used for daily monitoring by your tutor as well as delivering the tutor programme, reviewing reports, planning for house competitions, sharing successes and reading.

House Information & Rewards System

Lessons are taught in year groups and pastoral care is delivered within tutor groups. Students also belong to one of our four Houses – **Corvus, Falco, Sturnus** and **Tyto**.



The **Head of Year** is responsible for monitoring attendance, achievement, progress and behaviour within the house tutor groups.

The House system sits as the corner stone of the school's charitable work, sense of community spirit and competition. Each house competes each year to become the 'House Cup' winner.

House Competitions

House competitions take place during tutor time and are spread throughout each term. These competitions vary from the Crispin weekly challenge to month long reading challenges.

Your participation in competitions is rewarded through house points. Our students really look forward to joining in and representing their house in a bid to be the winning house at the end of the year.

House points are also given for demonstrating good manners, good leadership skills and kindness around the school site.



"Crispin is really good, the teachers are caring. I particularly like History because it is exciting and interesting"



Year 7 Curriculum

We seek to ensure that the Crispin Curriculum is coherent, inclusive and challenging and that it allows you to maximise your learning in the fullest sense by deepening knowledge and understanding, broadening perspectives and ensuring strong student outcomes.

The curriculum will serve to ensure that you leave Crispin as knowledgeable, inquisitive and compassionate citizens.

For detailed information on the Year 7 curriculum, please click on this link. Some parts of this may change by September as the Curriculum is constantly being reviewed every year.

https://www.crispinschool.co.uk/Learning/Curriculum/YEAR_7_CURRICULUM_OVERVIEW.pdf

Finally, enrichment is seen as being a very important part of the Crispin Curriculum and you will have a wide range of opportunities to learn outside formal lessons. Such opportunities include school trips, sporting activities, music, dramatic productions, work experience, visiting speakers and school leadership opportunities.

Celebrating Achievement

Achievement and positive attitude to learning is celebrated on a regular basis and in a number of ways.


Some of the ways to win House points are:

- 100% Attendance.
- Stars of the week which are celebrated in weekly year group assemblies.
- Termly subject specific awards, where parents are invited to school.
- Postcards home.
- Phone calls home.
- Excellent behaviour and attitudes to learning within the classroom
- Going above and beyond both in and outside of the classroom environment

House points are reported home through Bromcom. As the academic year progresses you can earn House point milestones. These milestones are awarded through Bromcom and parents / carers will receive notifications when their child has reached them.

Three times a year Crispin holds a Golden Ticket fortnight, where members of staff recognise students who are showing excellent behaviour and attitudes within the Voice of Crispin. The objective of this fortnight is for students to collect as many Golden Tickets as possible to ensure they have the greatest chance of winning a prize in the end of term draws.

At the end of each term there is a Celebration Assembly morning where subject teachers nominate students from every year group to receive a subject award. This event is open to parents / carers to attend and join in the celebration.

A young boy with short brown hair, wearing a dark blue school sweater over a white collared shirt and a yellow and blue striped tie, is shown in profile from the chest up. He is looking towards the right of the frame with a thoughtful expression. The background is a blurred indoor setting, possibly a classroom or library.

“I really enjoy my Art lessons, I am learning lots of new techniques.”



Mobile Phones

We recognise that a large number of parent/carers provide mobile devices to their children to enable them to be safe to and from school. At Crispin we understand the importance of protecting your learning.


There are no circumstances when your mobile phone should be seen on the school site unless explicit permission has been given.

Use of mobile phones is strictly forbidden in lessons and around the school site without explicit direction from a member of staff.

Mobile phones which are brought into school, must be switched off and placed out of sight. If a child brings a mobile phone into school, it is at their own risk.

Whether in or out of school, mobile phones should not be used to make calls, texts or use the camera / video in an inappropriate manner.

Mobile phones should not be used to cause a nuisance in the local community, e.g. playing of audio, video, conversations on loudspeaker on public transportation.



“My favourite part of being at Crispin is moving around to different classrooms.”

SEND

As your child embarks on this exciting journey, we understand that you may have questions and concerns.

Here are some tips to support your child's transition and ensure a successful start:

- **Stay Informed:** Familiarise yourself with the support services available for students with SEND at Crispin School. Our dedicated team is here to assist you.
- **Open Communication:** Maintain open communication with school staff, including the SEND team and teachers. Share any concerns or information about your child's needs to ensure they receive the appropriate support.
- **Prepare Together:** Involve your child in the transition process by discussing expectations, routines, and any anxieties they may have. Encourage them to ask questions and express their feelings about starting secondary school.
- **Encourage Independence:** Help your child develop independence skills, such as organising their belongings, managing time, and advocating for themselves. These skills will empower them to navigate the challenges of secondary school.
- **Promote Self-Care:** Emphasize the importance of self-care and emotional wellbeing. Encourage your child to engage in activities they enjoy, maintain a balanced lifestyle, and seek support when needed.
- **Get Involved:** Take advantage of opportunities to get involved in the school community, such as attending parent meetings, volunteering, and participating in school events. Your active participation strengthens our partnership and supports your child's educational journey.

Extended Learning

Extended learning provides additional opportunities for students to learn and progress outside the classroom. You could be expected to complete a written, research or learning task for example.

You will rarely be expected to complete extended learning for the next day and are encouraged to speak to your teachers if you need support in advance of the deadline as well as completing extended learning when absent.

Why is it important?

- It gives you the opportunity to learn new things and extend your skills
- Offers the opportunity to practice learning methods to find what suits you
- Prepares Lower School students for Year 10 & Year 11 where revision is expected
- Develops Upper School students where GCSE curricula requires work outside of the classroom



"I really enjoyed Summer School, I made lots of new friends."



Thrive

There are a wide variety of clubs on offer during lunchtimes and after school which will be publicised during the first week of each term.

You can attend any club for your year group, but you must arrange transport home with your parents / carers if you are staying after school.

Notices are put on our social media channels and on Teams if there are any changes or cancellations to any clubs.

If you need to contact parents/carers due to changes to commitments, you may use the phone at Reception.

Attendance

Your personal attendance target is 96%.

If you are absent from school your parent/carer must report your absence with a reason by 08:55 via the MyChildAtSchool website or app. If we receive no reason for absence, this will be unauthorised.

If you need to leave school during the school day to attend an appointment, you need to provide school with a signed, dated appointment card. This should be presented to the Attendance Officer at Student Reception when you need to leave school.

Further information in relation to attendance matters can be found in our Attendance leaflet on our school website and enclosed in this pack. Attendance is monitored closely and where needed, letters are sent home and interventions put in place.

For more information, please see our Attendance Matters document on our website:

At our school, we believe that every day counts. Good attendance helps students build strong friendships, keep up with their learning, and feel confident as part of our school community. We know that moving to secondary school is a big step, and establishing positive routines early on makes a real difference.

We also understand that sometimes there may be challenges that make attending school difficult. If this happens, please know that you are not alone. We are here to work in partnership with families to understand any concerns and find supportive solutions together. Whether it's worries about settling in, health needs, or other circumstances, our pastoral team is ready to listen and help.

Our aim is to create a culture where every child feels safe, supported, and ready to attend each day. By working together, we can ensure your child has the best possible start to their secondary school journey. If you ever have concerns about attendance, please get in touch- we are here to support you.



"I enjoy lunchtimes, going to the canteen and seeing my friends."



Absences/Appointments

The main method to report all absence related matters is via the MyChildAtSchool website or app.

If you need to leave school during the school day to attend an appointment, notice of this should also be sent in via the MyChildAtSchool app. You need to provide school with a signed, dated appointment card. This should be presented to the Attendance Officer at Reception when you need to leave school.

Lateness

If you are late, you should go to Reception and sign in. If you are late for registration, you will be required to attend a 15 minute detention held at break time. If you fail to attend this detention it will be escalated to a 20 minute lunch time detention the next day.

Lifts

The Tower Block lift is strictly out of bounds other than to individuals who have been granted permission to use them. Lift passes are authorised by the Head of Year.

Litter

Litter should be disposed of correctly using the bins and recycling facilities provided around the school grounds.

Food and drink

You can purchase food and drinks from the school canteen at break and lunchtime or bring in a packed lunch.

School Canteen

The Canteen operates a 'cashless catering' system that eliminates the need for students to carry cash with them to school. It is a biometric system that enables parents/carers to pay money into their child's ParentPay meal account. Students use their finger/thumb print in order to pay from their account.

What is a biometric system and how can I register my child? The system uses a person's unique thumbprint to authorise payment for food and drink purchased from the canteen facilities.

Money spent on food or drink is deducted on a daily basis. With an online payment account, parents can monitor what their children are buying for lunch. We ask that parents/carers ensure accounts are topped up. We currently use www.ParentPay.com for the cashless catering service, you will be sent through an activation code to be able to add funds to the account. We will be changing this in the coming months, which will be communicated with you.

Water fountains are available around school for refilling drinks bottles at break or lunchtime.

Water bottles only are allowed in class but not in any Science laboratories or computer rooms. Fizzy/energy drinks are not permitted on the school site.



"Science and English have been my favourite subjects so far, they are so much fun and I really like the teachers. I also enjoy the food from the canteen."



Reports

Academic Progress Reports are produced three times a year, reflecting your approach to learning and subject assessment descriptors.

You will regularly review and set targets for yourself through our Academic Mentoring Programme which is led by your tutor.

Progress Reports are emailed home to parents / carers and they are accessed via an emailed link.

Pupil Premium

Pupil premium funding and accountability for schools

<https://www.gov.uk/guidance/pupil-premium-information-for-schools-and-alternative-provision-settings>

Apply for free school meals, GOV.UK <https://www.gov.uk/apply-free-school-meals>

You can also read further information about the pupil premium at the following link.

<https://www.gov.uk/guidance/pupil-premium-information-for-schools-and-alternative-provision-settings>

If you have any questions about Pupil Premium please speak to our Pupil Premium Learning Mentor via the school office.

How is the pupil premium funding used?

This funding can be used in a variety of ways to support students throughout the academic year. This includes assistance with the cost of school uniform, including essential branded items where required.

Pupil Premium support may also contribute towards the cost of curriculum trips and visits, ensuring that all students are able to take part in valuable learning experiences outside the classroom.

How can I ensure the school gets the funding?

The more eligible pupils that are registered for free school meals, the more funding the school receives. Registering does not mean your child has to take up free school meals if they don't want to. You should still register for free school meals even if you would rather your child had a different meal, such as a packed lunch. Service Pupil Premium funding primarily supports the pastoral needs of students when or if needed. It does not support uniform, visits etc.



“My favourite part of being at Crispin is the different lessons that we get to do. The day goes by really quickly.”



Free School Meals

WHICH STUDENTS QUALIFY FOR FREE SCHOOL MEALS?

Students may be eligible for free school meals if you receive any of the following:

- Income Support
- Income-based Jobseeker's Allowance
- Income-related Employment and Support Allowance
- Support under Part VI of the Immigration and Asylum Act 1999
- The guaranteed element of Pension Credit
- Child Tax Credit (provided you're not also entitled to Working Tax Credit and have an annual gross income of no more than £16,190)
- Working Tax Credit run-on - paid for 4 weeks after you stop qualifying for Working Tax Credit
- Universal Credit - if you apply on or after 1 April 2018 your household income must be less than £7,400 a year (after tax and not including any benefits you get)

WHAT ARE THE BENEFITS OF CLAIMING FREE SCHOOL MEALS?

School meals are a good way to ensure that your child eats well at lunchtime and they can also save you time and money. Claiming free school meals also helps the school. We get extra funding, known as 'Pupil Premium', to support the education of every eligible pupil who is registered.

WHERE TO GO FOR MORE INFORMATION

If you have any questions about free school meals, please speak our Pupil Premium Learning mentor via the school office.

EXTERNAL SOURCES

The Government's website has information about who is eligible for free school meals, as well as information on how to apply.

SOMERSET SAINT

Our team delivers important vaccines in school as part of the childhood vaccination programme – quick, easy, and familiar for pupils. We also offer clinics outside of school.

What's coming up?

- **Year 8 – HPV vaccine**
- **Year 9 – Meningitis ACWY & DTP booster**
- **Flu vaccinations – Reception to Year '11**



Got questions? Want to learn more?

Tel: 0300 323 0032 Instagram: Somersetsaint

Facebook: SAINT - school aged immunisation team

Visit: www.sais.uk.com

Email: somersetsaint@somersetft.nhs.uk

Medication and Illness

If you take medication regularly (which will need to be taken throughout the school day), please bring it to school in a transparent plastic bag with your name clearly labelled e.g. Paracetamol, insulin, epi-pens and inhalers and hand it to the Lead First Aider at Reception.

If you are unwell during the school day, you should speak to your Tutor or Class Teacher in the first instance. If a member of staff feels that you require further assistance, they will send you to our Lead First Aider who is first aid trained to help.

You must not use your mobile phone to contact home yourself.

Our Lead First Aider, can be contacted to discuss individual needs as they arise.
Please email office@crispinschool.co.uk

School Shop

We have a school shop located at the bottom of Tower Block (for students only).

It is open **Monday and Wednesday** during term time from **13:30 - 14:10** where you can purchase stationery equipment etc.

Items which can be purchased in the shop can be viewed on our website:
<http://www.crispinschool.co.uk/School-Shop-and-Canteen/>.

Library

Our school library is a calm, inviting and comfortable environment and places great emphasis on encouraging reading for pleasure and relaxation.

Students are able to attend the library once a fortnight during their literacy lessons.

Reading is also promoted through various activities such as our Books & Biscuits sessions and other various Book Clubs. We celebrate World Book Day and other national reading events. We have a fingerprint scanning system in place which makes it easy to check books out.



"I enjoy the different sports that we get to do in PE lessons."



Acceptable Use of ICT

We expect all students to be safe and responsible when using the internet, e-mail, social networking sites or mobile phones.

All students must ensure that all ICT communication is respectful and sensible. Online activity in and outside of school must not cause distress to others and nor bring the school into disrepute.

If students come across offensive or illegal material online, they should report this immediately to a member of staff.

Students must understand that there are consequences to inappropriate or unacceptable use of ICT which could result in families or the police being informed and/or suspension of access to their school ICT account.

Music Tuition

Instrumental and Vocal Tuition at Crispin School

Crispin offers instrumental lessons to all students. Most instruments are offered through private instrumental teachers. Lessons are delivered to students during the school day on a rotating timetable to ensure that the same academic lesson is not missed regularly.

To register interest for instrumental lessons please email office@crispinschool.co.uk

Once this has been received, we will then email a link to a Google form to complete. This will register interest rather than formally booking the lessons and will allow us to contact the relevant instrumental/singing teacher with your contact details. They will then get in touch regarding lesson costs etc.

Students who are in receipt of Pupil Premium funding can get financial support regarding instrumental and vocal lessons. Please ask about this when registering interest.

Lessons can be booked as a 20-minute or 30-minute lesson.
10 lessons are delivered per term and are bookable in advance.

Information about clubs and events that the Music Department will be running is communicated during the start of each term.



“There are really good after school clubs at Crispin.”



Equal Opportunities for All

We are committed to promoting equal opportunities for all students and to eliminate discrimination of any kind from the school.

Students should be able to develop their full potential without hindrance or discrimination of any kind, and our aim is to promote an atmosphere of mutual respect throughout the school community.